


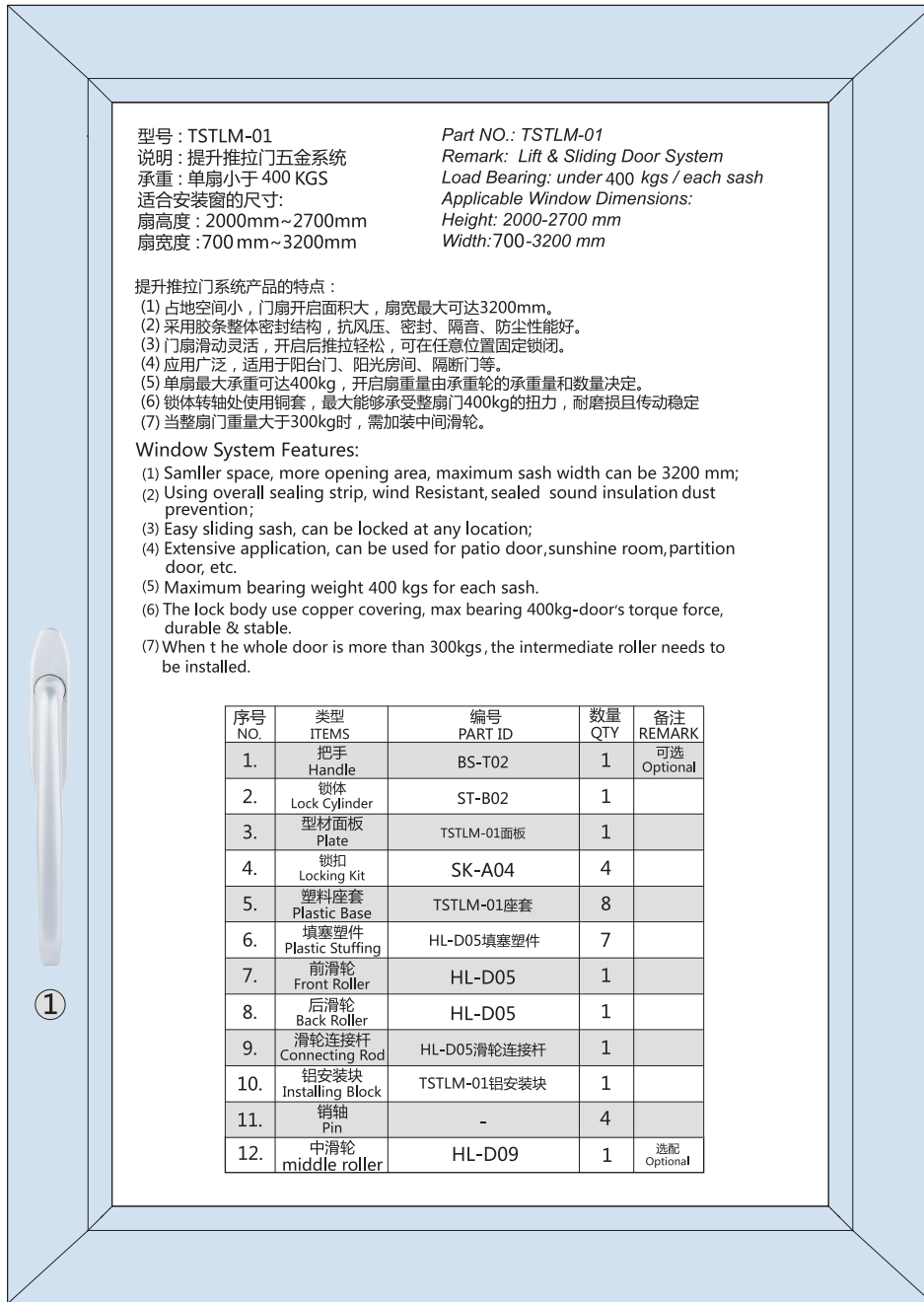
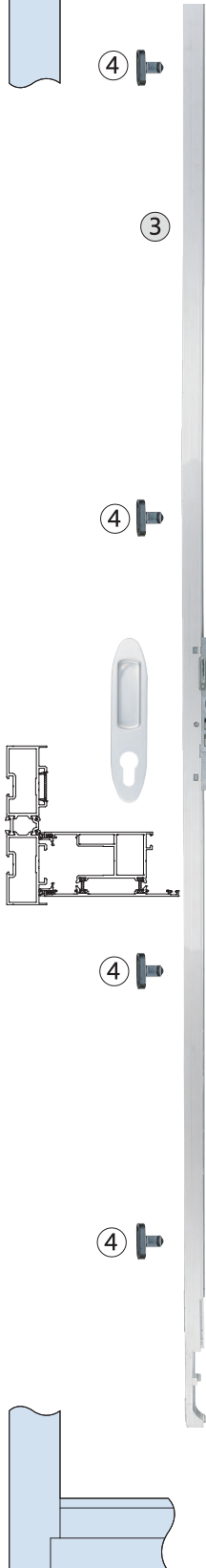
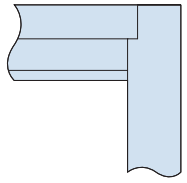
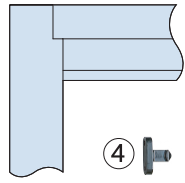
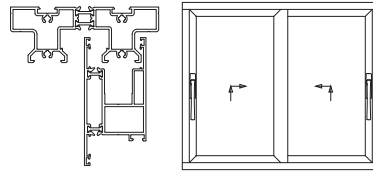
提升推拉门五金件TSTLM-01



可供选择把手:



提升推拉门五金件TSTLM-01



型号: TSTLM-01
说明: 提升推拉门五金系统
承重: 单扇小于 400 KGS
适合安装窗的尺寸:
扇高度: 2000mm~2700mm
扇宽度: 700mm~3200mm

Part NO.: TSTLM-01
Remark: Lift & Sliding Door System
Load Bearing: under 400 kgs / each sash
Applicable Window Dimensions:
Height: 2000-2700 mm
Width: 700-3200 mm

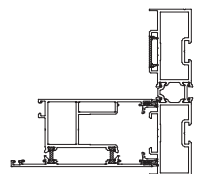
提升推拉门系统产品的特点:

- (1) 占地空间小, 门扇开启面积大, 扇宽最大可达3200mm.
- (2) 采用胶条整体密封结构, 抗风压、密封、隔音、防尘性能好.
- (3) 门扇滑动灵活, 开启后推拉轻松, 可在任意位置固定锁闭.
- (4) 应用广泛, 适用于阳台门、阳光房间、隔断门等.
- (5) 单扇最大承重可达400kg, 开启扇重量由承重轮的承重量和数量决定.
- (6) 锁体转轴处使用铜套, 最大能够承受整扇门400kg的扭力, 耐磨损且转动稳定.
- (7) 当整扇门重量大于300kg时, 需加装中间滑轮.

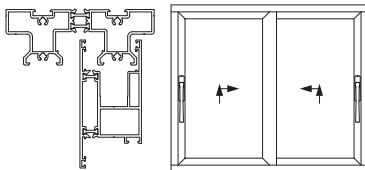
Window System Features:

- (1) Smaller space, more opening area, maximum sash width can be 3200 mm;
- (2) Using overall sealing strip, wind Resistant, sealed sound insulation dust prevention;
- (3) Easy sliding sash, can be locked at any location;
- (4) Extensive application, can be used for patio door, sunshine room, partition door, etc.
- (5) Maximum bearing weight 400 kgs for each sash.
- (6) The lock body use copper covering, max bearing 400kg-door's torque force, durable & stable.
- (7) When the whole door is more than 300kgs, the intermediate roller needs to be installed.

序号 NO.	类型 ITEMS	编号 PART ID	数量 QTY	备注 REMARK
1.	把手 Handle	BS-T02	1	可选 Optional
2.	锁体 Lock Cylinder	ST-B02	1	
3.	型材面板 Plate	TSTLM-01面板	1	
4.	锁扣 Locking Kit	SK-A04	4	
5.	塑料座套 Plastic Base	TSTLM-01座套	8	
6.	填充塑件 Plastic Stuffing	HL-D05填充塑件	7	
7.	前滑轮 Front Roller	HL-D05	1	
8.	后滑轮 Back Roller	HL-D05	1	
9.	滑轮连接杆 Connecting Rod	HL-D05滑轮连接杆	1	
10.	铝安装块 Installing Block	TSTLM-01铝安装块	1	
11.	销轴 Pin	-	4	
12.	中滑轮 middle roller	HL-D09	1	选配 Optional



提升推拉门五金件TSTLM-02



型号: TSTLM-02
 说明: 提升推拉门五金系统
 承重: 单扇小于 400 KGS
 适合安装窗的尺寸:
 扇高度: 2000mm~2700mm
 扇宽度: 700mm~3200mm

Part NO.: TSTLM-02
 Remark: Lift & Sliding Door System
 Load Bearing: under 400 kgs / each sash
 Applicable Window Dimensions:
 Height: 2000-2700 mm
 Width: 700-3200 mm


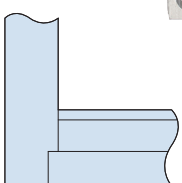
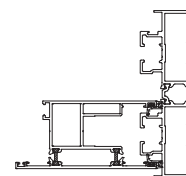
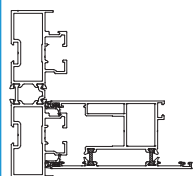
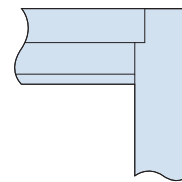
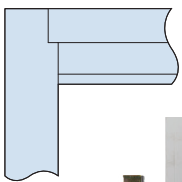
提升推拉门系统产品的特点:

- (1) 占地空间小, 门扇开启面积大, 扇宽最大可达3200mm.
- (2) 采用胶条整体密封结构, 抗风压、密封、隔音、防尘性能好.
- (3) 门扇滑动灵活, 开启后推拉轻松, 可在任意位置固定锁闭.
- (4) 应用广泛, 适用于阳台门、阳光房间、隔断门等.
- (5) 单扇最大承重可达400kg, 开启扇重量由承重轮的承重量和数量决定.
- (6) 锁体转轴处使用铜套, 最大能够承受整扇门400kg的扭力, 耐磨损且传动稳定
- (7) 扣座与勾片采用不外露设计, 防止人在出入时挂到衣服或撞伤.
- (8) 当整扇门重量大于300kg时, 需加装中间滑轮.

Window System Features:

- (1) Samller space, more opening area, maximum sash width can be 3200 mm;
- (2) Using overall sealing strip, wind Resistant, sealed, sound insulation, dust prevention;
- (3) Easy sliding sash, can be locked at any location;
- (4) Extensive application, can be used for patio door, sunshine room, Partition door, etc.
- (5) Maximum bearing weight 400 kgs for each sash.
- (6) The lock body use copper covering, max bearing 400kg-door's torque force, durable & stable.
- (7) Keeper and hook are hidden, preventing to hang clothes or bruise people;
- (8) When t he whole door is more than 300kgs,the intermediate roller needs to be installed.

序号 NO.	类型 ITEMS	编号 PART ID	数量 QTY	备注 REMARK
1.	把手 Handle	BS-T02	1	可选 Optional
2.	锁体 Lock Cylinder	ST-B02	1	
3.	型材面板 Plate	TSTLM-01面板	1	
4.	扣座 Keeper	SK-T04扣座	3	
5.	塑料座套 Plastic Base	TSTLM-01座套	6	
6.	填塞塑件 Plastic Stuffing	HL-D05填塞塑件	7	
7.	前滑轮 Front Roller	HL-D05	1	
8.	后滑轮 Back Roller	HL-D05	1	
9.	滑轮连接杆 Connecting Rod	HL-D05滑轮连接杆	1	
10.	铝安装块 Installing Block	TSTLM-01铝安装块	1	
11.	销轴 Pin	-	4	
12.	中滑轮 middle roller	HL-D09	1	选配 Optional



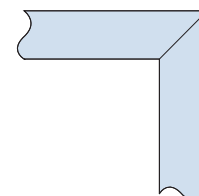
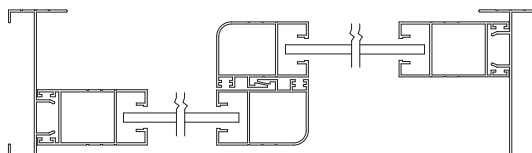
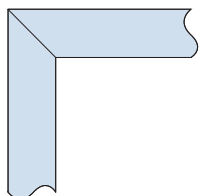
推拉门



勾锁有多款可供选择:



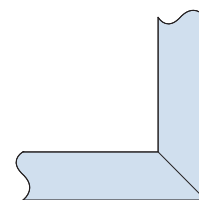
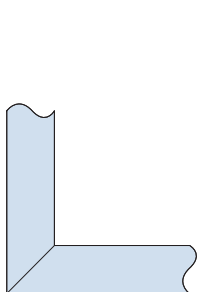
推拉门WSL-01



序号 NO.	类型 ITEMS	编号 PART ID	数量 QTY	备注 REMARK
1	勾锁 Sliding Lock	GS-A01	1	多款供选择 Multiple options
2	移门拉手 Sliding Handle	LS-A02	1	
3	扣座 Keeper	GS-K08	1	多款供选择 Multiple options
4	滑轮 Roller	HL-C01	2	可选 Optional
5	月牙锁 Sash Lock	CK-B03	1	可选 Optional
6	滑轮 Roller	HL-C02	2	可选 Optional

⑤

- 该系列配件可用于一般通用型材
- 滑轮, 勾锁, 扣座, 月牙锁等有多种型号供选择
- 图中配置仅供参考, 具体可根据型材寄门窗规格来搭配
- The accessory can be used for common profile.
- Various Roller,sliding handle, keeper, Crescent lock for options.
- Configuration only for reference.

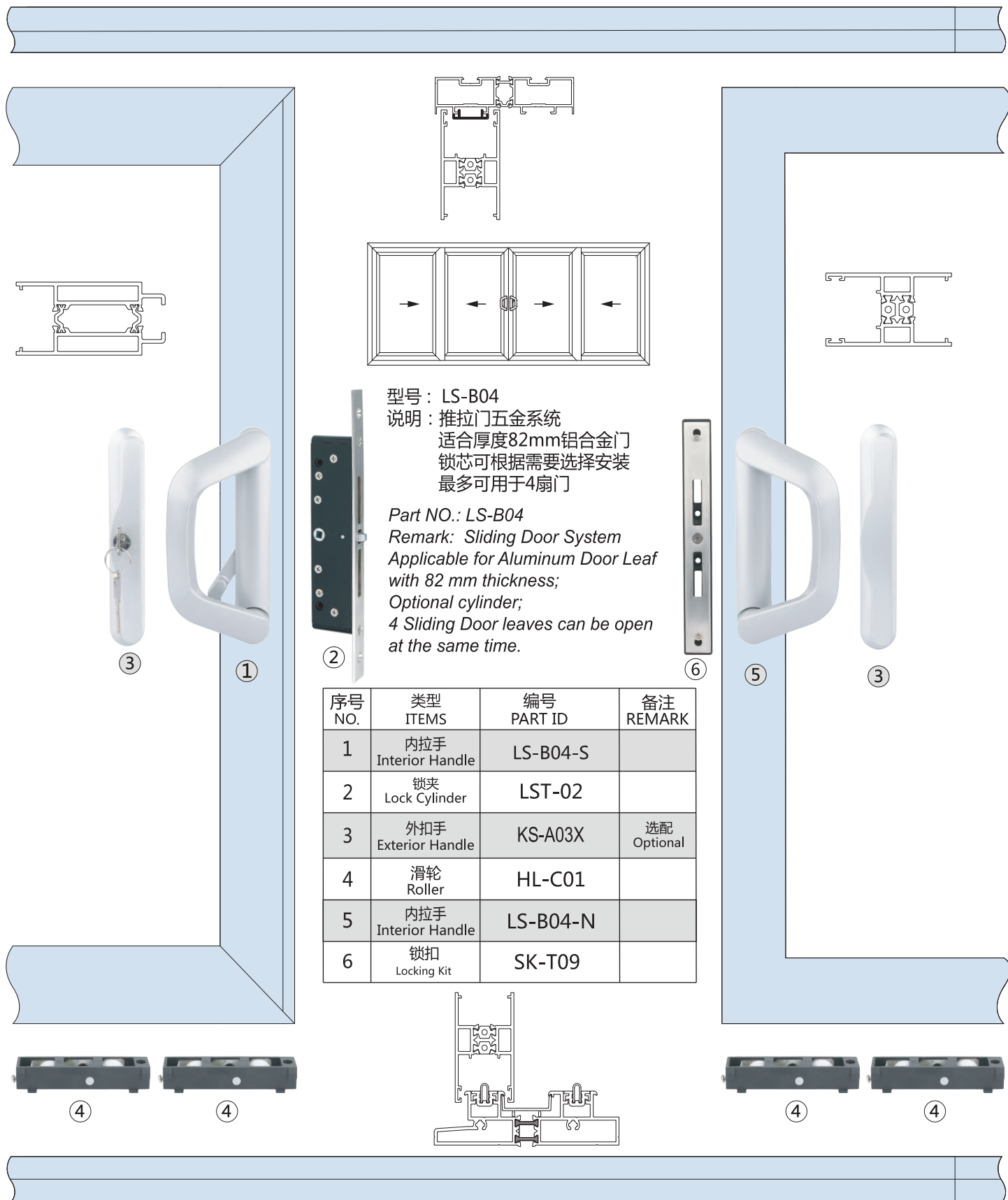


推拉门系统:

序号 NO.	类型 ITEMS	编号 PART ID	备注 REMARK
1	内拉手 Interior Handle	LS-B07	
2	传动器 Transmission	CDQ-E61	
3	传动杆 drive link	CDQ-F-640-2	
4	限位块 Stopper	CDQ-K-01	
5	锁扣 Locking Kit	GS-K33	
6	外扣手 Exterior Handle	KS-A03X	选配 Optional
7	滑轮 Roller	HL-A21	

① 锁体带防误操作
 * 锁体可选单钩片和双钩片锁体, 另可选配延长杆, 适用多种高度的门扇
 * 滑轮有多种款式和配置可选
 * 该推拉门五金件所配拉手和扣手有多种方案可选, 如外拉手加内拉手、外扣手加内拉手、带锁芯扣手或不带锁芯扣手等
 * 拉手和扣手材料为铝合金, 表面处理为多种颜色可选的聚酯粉末喷涂
 * Lock body with anti-misoperation.
 * Lock body has single or double hook piece, in addition, can be equipped with different extension rod, suitable for door fans of different height.
 * Rollers available in a variety of styles and configurations.
 * Multiple options for the handles & keepers of this sliding door, such as outer handle with inner handle, outer keeper with inner handle, handle with cylinder or handle without cylinder, and so on.
 * Handle & keeper material are Alum alloy, surface treatment is optional colors by powder coating.

推拉门LS-B04



型号：LS-B04
 说明：推拉门五金系统
 适合厚度82mm铝合金门
 锁芯可根据需要选择安装
 最多可用于4扇门

Part NO.: LS-B04
 Remark: Sliding Door System
 Applicable for Aluminum Door Leaf
 with 82 mm thickness;
 Optional cylinder;
 4 Sliding Door leaves can be open
 at the same time.

序号 NO.	类型 ITEMS	编号 PART ID	备注 REMARK
1	内拉手 Interior Handle	LS-B04-S	
2	锁夹 Lock Cylinder	LST-02	
3	外扣手 Exterior Handle	KS-A03X	选配 Optional
4	滑轮 Roller	HL-C01	
5	内拉手 Interior Handle	LS-B04-N	
6	锁扣 Locking Kit	SK-T09	